

WORCESTER
GREENSTYLE
STOVES





WORCESTER = WARMTH

Warmth is at the heart of every home, and for millions of people up and down the country, Worcester is synonymous with warmth they can rely on. With a great range of heating products to suit every home and need, you can always depend on us to keep you cosy and comfortable year after year whatever the weather brings – from cold autumn winds and the winter snow to the chilly spring showers.



Our reputation for innovation, world-renowned Bosch quality standards and excellent value for money sets us apart when it comes to heating. Worcester keeps more families warm than any other brand in the UK, and it is these very homeowners whose votes have won us a Which? Best Buy award for six years running for our Greenstar gas boiler series.

Consistently reliable heating for our customers is not just about first class manufacturing and stringent testing. We also train and accredit installers to ensure expert installation and first-rate service and support.

Warmth as you like it

Along with internet-connected gas boilers, oil-fired boilers and renewable energy solutions, we now offer a range of elegant wood burning stoves, which have been designed, manufactured, tested and trialled to meet all the rigorous standards that Worcester is known for.

With great looks and styles to suit every home, Worcester Greenstyle stoves will welcome you in from the cold to the uniquely inviting and satisfying warmth of a real wood fire.

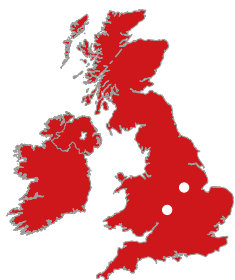


WHY CHOOSE WORCESTER?

Millions of homeowners across the UK choose Worcester for quality and value. Our award-winning products are recognised for their innovation and high standards of reliability, making sure of efficient and dependable heating solutions that meet everyone's needs.

UK based and proud

Dedicated technical, marketing, sales and service support based in Worcester.



1962... ...2017

50 years and counting

Manufacturing to the highest standards for over 50 years.

Part of the Bosch Group

All Worcester products are manufactured with Bosch levels of quality and reliability as standard.



BOSCH
Invented for life



5 year guarantee

Every Greenstyle stove is guaranteed for 5 years as standard, see page 7 for further details.



**Terms and conditions apply.*

Traditional cast iron stoves

With classic looks and understated elegance, our cast iron stoves are a graceful complement to homes of all ages and styles, from traditional to modern.

Contemporary steel stoves

Sleek and sophisticated, our steel stoves make an eye-catching addition to any room and are a perfect choice for making a contemporary statement, with the optional extra of a co-ordinating wood store.



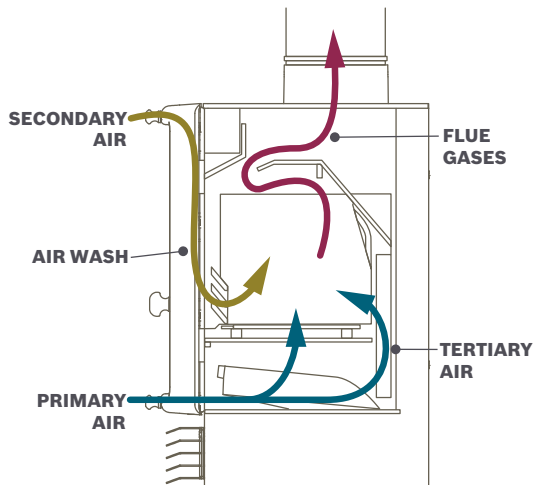
WORCESTER GREENSTYLE STOVES

Beautifully crafted in both traditional and contemporary styles, they make a perfect aesthetic fit with any room. Worcester stoves come in a range of sizes so that you can enjoy the pleasure of a real fire almost anywhere, and with their air-wash technology, you benefit from glass that stays clean, giving you a crystal clear view of the flames.

Energy efficient

Designed with clean-burn technology for higher heat output and minimal emissions, the stoves are between 74% and 86% efficient – amongst the highest efficiency levels possible for a wood burning stove. This means that at least 74% of all of the heat generated is transferred into your home. Given their low emissions, all of our stoves are DEFRA-exempt, making them approved for use wherever you live – including smoke control areas.

Stove air movement



Robust and reliable

Worcester stoves are constructed from robust, high-grade materials and fitted with industry-leading 5mm thick impact-resistant glass as standard. To ensure a beautiful finish that lasts year after year they are painted twice with a high quality heat-resistant paint to increase resistance to abrasion.

The stoves also undergo rigorous independent testing in the UK to make certain of optimum performance and reliability, which includes putting test models through their paces thousands of times. They also carry a CE mark for further assurance of safety and efficiency.

Simple and safe

Simple to use air control levers at the front of Worcester stoves make adjustments easy, enabling you to switch from a roaring fire to a gently dancing flame. And for safety, a retaining bar prevents wood from falling out when you open the door.



Quality guaranteed

We stand by all of our products, and Greenstyle stoves are no exception. We offer a no quibble 5-year guarantee for the main body, handles and other core components, and a 1-year guarantee for the glass, grate and seals.



WOOD SELECTION

The warm, satisfying feeling and inviting aroma that you get from burning firewood are some of the benefits of having a Worcester Greenstyle stove in your home.

Environmentally friendly

Contrary to some people's concerns about felling trees, burning wood makes sound environmental sense. During their lifecycle, trees absorb CO₂ which is released when they naturally decompose. When wood is burned before the tree rots or dies, only the same or even a smaller amount of carbon is released, making the process a virtually carbon neutral one. As an added benefit, burning wood in your stove is likely to mean that you burn less fossil fuel, which will reduce your home's CO₂ emissions.

You can also help the environment by using wood that carries a Woodsure Plus logo and wood that is bought from a quality-assured supplier. Wood of this kind has the right moisture content, ensuring efficient burning and low levels of soot - which benefits your stove. Buying wood from sustainably managed woodland also means that trees that are cut down are replaced, which in turn locks up more carbon.

What to burn

It's important to use wood with less than 20% moisture content. If it's higher, the wood will generate far less heat, create particle build-up in the flue or chimney and blacken the glass on the door. To ensure that your wood has the right moisture content, look for Woodsure Plus accreditation or check your wood with a moisture meter.

What to avoid

Many materials can create dangerous fumes indoors, generate harmful environmental emissions and potentially damage your stove. These include painted, varnished, glued and pressure-treated wood, driftwood and engineered wood such as MDF. To be on the safe side, only burn wood that is clean, uncoated and untreated.



THE HANBURY

CAST IRON

wood burning stove



THE HANBURY

With its timeless good looks and elegant form, the Greenstyle Hanbury makes a handsome design statement in both traditional and contemporary homes. Made of high-grade cast iron, the stove is finished with curved cabriole legs as well as a cornice top. The Hanbury also features a large glass window in the door for full enjoyment of your fire.

Timeless, classic and built to last

The Hanbury range of stoves is crafted using the purest grades of cast iron poured into premium Worcester-designed moulds. This provides exceptional strength and resistance to cracking, which in turn ensures a very long life.

One of the advantages of cast iron stoves is that although they take longer to heat up than steel stoves, they naturally retain heat so will continue to generate warmth long after your wood logs have burned down. The stoves also feature

a convenient hearth ash-catcher, which increases protection from hot embers and makes the stove quicker and easier to clean.

The Hanbury is finished in a sophisticated matt black and is available as 4kW, 5kW and 8kW output models. The smaller model is particularly straightforward to install, as it doesn't require an additional outside air supply, such as air bricks, within the room.



The Hanbury 4

The smallest stove in the range with a 4.2kW output and 86.1% efficiency.



The Hanbury 5

The mid-size stove with a 5.0kW output and 78% efficiency.



The Hanbury 8

The largest stove in the range has a 7.7kW output and is 78.3% efficient.



**AIRWASH
TECHNOLOGY**

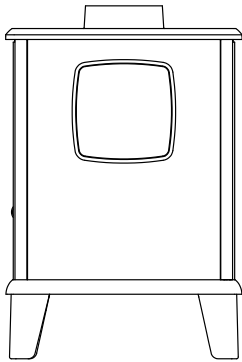
 Department
for Environment
Food & Rural Affairs
DEFRA exempt
for use in smoke
control areas




**WOOD
STOVE**

Your qualified stove installer can advise you which size of stove is suitable for your property and if there is any additional requirement for ventilation and combustion air supply.

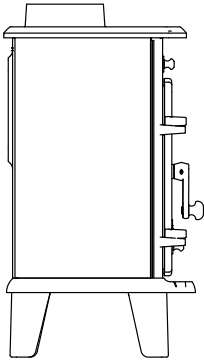
**Terms and conditions apply.*



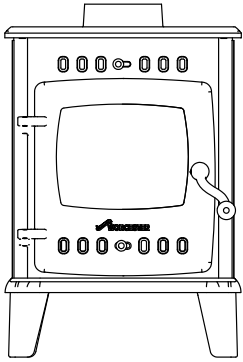
Stove rear



Stove top



Stove side



Stove front

	THE HANBURY 4	THE HANBURY 5	THE HANBURY 8
Nominal output	4.2kW	5.0kW	7.7kW
H x W x D (mm)	546 x 394 x 325	583 x 419 x 341	621 x 436 x 440
Weight	63 kg	77 kg	99 kg
Flue spigot (dia. mm)	127	127	127
Efficiency	86.1%	78.0%	78.3%

THE BEWDLEY

STEEL

wood burning stove



THE BEWDLEY

Expertly crafted in steel, the smooth lines and beautiful contours make the Greenstyle Bewdley a stylish addition to any room. With an uninterrupted view of the flames, the stove is cleverly designed for a stunning visual experience, offering a very authentic and natural flame picture.

Simple, innovative and stylish

The Bewdley is crafted from robust, high temperature resistant steel, providing rapid heat-up time and a very high heat transfer rate. The steel used in the Bewdley's construction also minimises the risk of hot spots which protects the body from distorting and ensures a long life span.

Attractive in any interior and ideal for more contemporary homes the Bewdley is available with an integral wood store. As well as a neat and tidy optional storage solution, the wood store acts as the base, with the additional height making it the perfect freestanding stove. With no need to create a hearth for it to stand on, it also means that installation costs are reduced. Finished in smart matt black, it comes in a choice of 3kW, 5kW and 8kW output models.



The Bewdley 3

The smallest model in the range with a 3.9kW output, and 80% efficiency.



The Bewdley 5

The mid-size stove has a 4.9kW output and is 82% efficient.



The Bewdley 8

The biggest stove in the range has an impressive 8kW output and is 74% efficient.



Optional wood store

All three Bewdley stoves have the option of a wood store.



AIRWASH
TECHNOLOGY

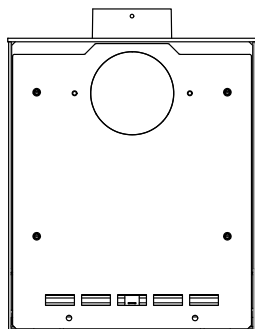
 Department
for Environment
Food & Rural Affairs
DEFRA exempt
for use in smoke
control areas



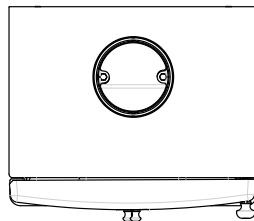
WOOD
STOVE

Your qualified stove installer can advise you which size of stove is suitable for your property and if there is any additional requirement for ventilation and combustion air supply.

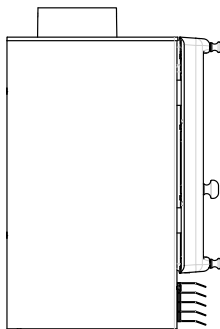
**Terms and conditions apply.*



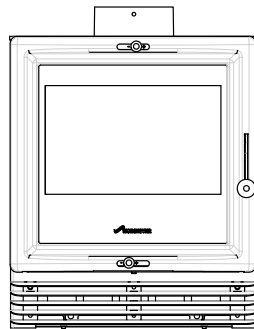
Stove rear



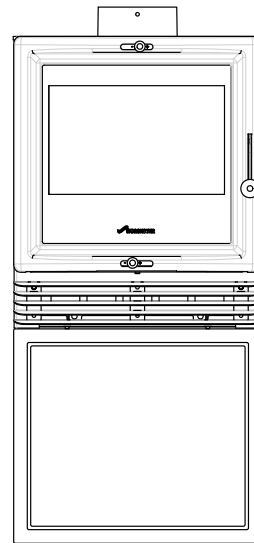
Stove top



Stove side



Stove front



Front of optional wood store base

	THE BEWDLEY 3	THE BEWDLEY 5	THE BEWDLEY 8
Nominal output	3.9kW	4.9kW	8.0kW
Stove H x W x D (mm)	563 x 368 x 380	564 x 438 x 381	633 x 567 x 439
Height of wood store (mm)	347	351	347
Weight	68 kg	77.5 kg	104 kg
Weight with wood store	25.9 kg	29.5 kg	35 kg
Flue spigot (dia. mm)	127	127	152
Efficiency	80%	82%	74%

FLUES AND CHIMNEYS

A flue vents the smoke, hot gases and other by-products created by wood when it burns into the atmosphere. It can be housed in a chimney in homes that have one, or it can be a design feature in homes that don't.

Your Worcester Accredited Installer will advise on the best flue type and size to suit your home and the visual style you want. As well as performing perfectly, good quality flues also look great, with some available in a range of colour finishes.*

Lining or no lining?

Your Worcester Accredited Installer* will check the condition of your chimney for any defects and advise if relining is needed. As a general rule, if the smoke doesn't seep into your home or an adjoining home, your chimney won't usually need relining, but if it does, it must be relined and to an appropriate standard.

No chimney?

If you don't have a chimney, a flue can still be readily installed. It can be connected to the top of the stove and run vertically up inside your home then out through the roof or alternatively it can be connected to the back of your stove and go straight through an outside wall then up the outside of your property. If you opt for a flue inside your home, you can also build a fake chimney breast around it to give you that fireplace feel.

Approval

Fitting, altering or replacing an external flue or chimney, or having work done that affects a chimney, including fitting a new stove and a new chimney liner, will likely need building regulations approval. However planning consent is not normally required provided certain conditions are met. Always check both of these with your local authority and your HETAS-approved installer before having any work done.



STOVE INSTALLATION AND SUPPORT

We want you to be as proud of your Worcester Greenstyle stove as we are and we put tremendous care into ensuring that it is very efficient, highly reliable and safe. Key to making certain that you enjoy all of its benefits for many years to come is having it professionally installed, which is why we only sell our stoves through our Worcester Accredited Installers.

Professional installation

Worcester Accredited Installers (WAIs) have been specially selected for their wealth of knowledge and expertise. So whatever type of home you have and wherever you want to site your stove, they'll give you all the guidance you need to make an informed and practical choice.

They'll calculate how much heat is required for the size of the room, factor in your home's insulation levels, advise on the best stove for the correct heat output and comfort, and give you a free, no-obligation quote.



Complete service

If you have a chimney, they'll check its suitability and let you know if you need to have it lined, and if you don't have one, they'll discuss options for installing a flue. If you have already have a surface that you want to site the stove on, such as an existing hearth, they'll let you know if it meets current legislation/regulations and if not, what solutions are available.

After installing your stove, your WAI will show you how to use it and how to get the best out of it, as well as providing after-sales support and servicing if needed.



Worcester Accredited Installers

We have a national network of WAIs specialising in stoves who are experienced, work to high quality standards, provide value for money and can offer Worcester-approved service support. Before we list them, they must also have attended a range of training courses and be recognised by HETAS or similar competent persons scheme accepted by the government to approve solid fuel heating installations.

To find a local Worcester Accredited Installer simply go to the 'Find an Installer' page at worcester-bosch.co.uk/stoves and enter your postcode.



Don't forget

When you buy one of our stoves, your installer will register your guarantee, so you can rest assured that you are protected as soon as you light your first fire. You will receive confirmation of your guarantee within two weeks of your stove being installed and registered.

Worcester Greenstyle stoves require a small amount of maintenance from time to time. You can do some of it yourself but a few tasks, such as cleaning your chimney, will need to be done by a professional. At Worcester, we recommend that you have your chimney cleaned once a year, ideally by a chimney sweep who is registered with the National Association of Chimney Sweeps (NACS).

OTHER PRODUCTS FROM BOSCH FOR YOUR HOME AND GARDEN

In addition to our wide range of products to heat your home the Bosch group, who are world renowned for their high quality, also manufacture a wide range of products for your home and garden, details of which are shown below.

Power tools

The Bosch Group is the world leader for power tools. By continually innovating and launching new power tools for DIY'ers and professionals alike, Bosch has become renowned for quality, reliability and precision.

With many new tool introductions every year, including award-winning cordless tools and lightweight lithium-ion technology, you can be sure to find the right tools for your next project.

See more at bosch-do-it.com



Lawn and garden

Bosch is the largest brand within the Garden Power market and is at the forefront of driving forward product innovation and development. With a complete range of tools and accessories to suit most gardening needs, you can be sure to experience effortless gardening that will help you make your outdoor living area your own.

See more at bosch-garden.com

White goods

Bosch appliances are built with precision German engineering to deliver quality and efficient performance. From large home appliances such as washing machines and ovens to small appliances from kettles to vacuum cleaners, Bosch has consistently been recognised for the highest levels of quality and reliability.

See more at bosch-home.co.uk





CUSTOMER SERVICE

Consumer Technical Helpline (Pre & Post Sales)

Tel: 0330 123 2445

Email: technical-advice@uk.bosch.com



Worcester, Bosch Group,
Cotswold Way, Warndon,
Worcester, WR4 9SW

Calls to and from Bosch Thermotechnology Ltd may be recorded for training and quality assurance purposes. Worcester, Bosch Group is a brand name of Bosch Thermotechnology Ltd.

This brochure is accurate at the date of printing, but may be superseded and should be disregarded if specification and/or appearances are changed in the interest of continued improvement. The statutory rights of the consumer are not affected.

